



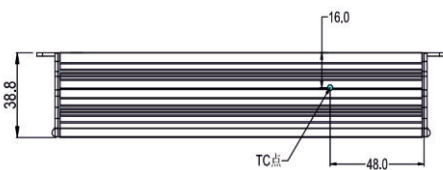

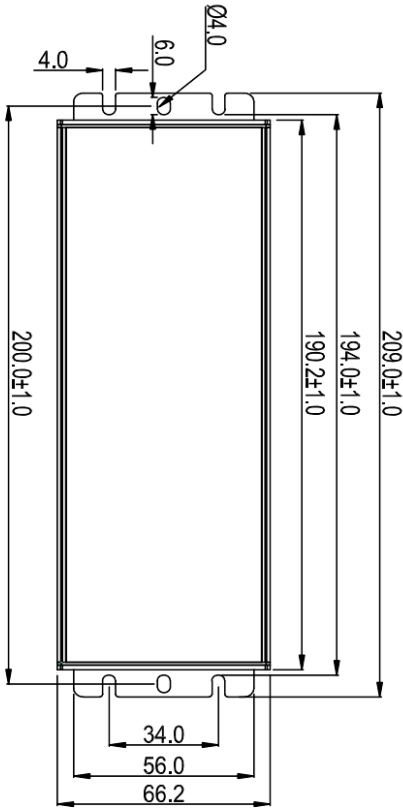
LED DRIVER SCC-240

Ordering code: SCC240XXX (XXX - number of model)

The LED DRIVER SCC-240 is programmable driver with multiple dimming capability 0-10 V or PWM and adjustable output current by software.

Features

- ✓ One-way powerline communication QM-50-SSI3
- ✓ Built-in module for smart dimming and power line control
- ✓ Adjustable output current by software
- ✓ Protections: SCP/OVP/OTP
- ✓ IP67 design for indoor and outdoor applications;



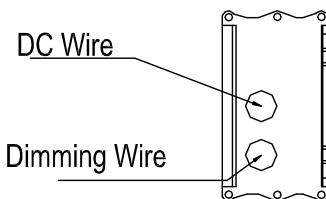
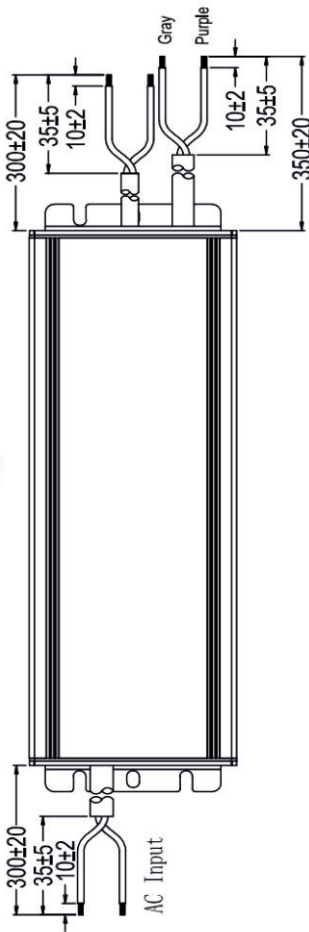
Parameter	Value					
Model	041	062	086	171	229	343
Efficiency (%)	92	93	92	93	93	93
Output Voltage Range (V)	20-41	38-62	43-86	85-171	114-229	171-343
Rated Current (A)	5.86-7.5	3.88-5.71	2.8-4.2	1.4-2.1	1.05-1.5	0.7-1.05
Output Current Setting Range/ Dimming Range (A)	0.75-7.5	0.57-5.71	0.42-4.2	0.21-2.1	0.15-1.5	0.1-1.05

Parameter	Value
Input voltage	AC 220 V ~ 240 V; 50 Hz
Power Factor	>0.95/AC 230 V
Rated power	240 W
Communication interface	2-way powerline QM-50-SSI3
THD	THD<10% when output loading \geq 50% at AC 230 V
AC Current (Max.)	3.2 A max. at AC 230 V
Inrush Current (Max.)	COLD START 75A(twidth=440 μ s measured at 50% Ipeak) at AC 230 V



LED DRIVER SCC-240

Ordering code: SCC240XXX (XXX - number of model)



Parameter	Value
MAX. No. of PSUs on 16A Circuit Breaker	3 units (circuit breaker of type B) / 6 units (circuit breaker of type C) at AC 230 V
Ripple Current (Typ.)	5% of I_{o_max} . ((PK-AV) / AV) with LED loading mode and full load)
Current Tolerance	<5%
Short Circuit Protect (SCP)	Hiccup mode, recover automatically with short circuit removed.
Over Voltage Protect (OVP)	Output current is decreased if the required loading voltage is higher than MAX. output voltage.
Over Temperature Protect (OTP)	Decrease the output current, but not less than 20% of rated output current, recover automatically once the fault condition is removed.
Working Temperature	-40~+60°C
Max. Case Temperature (Tc)	90°C max
Storage Temp., Humidity	-40~+85°C, 10-95%RH
Vibration	10-500Hz, 5G 12min/cycle, period for 72min each along X、Y、Z axes
MTBF	200000Hrs @25°C±10°C ambient temperature, 230Vac,80% load (MIL-HDBK-217F)



LED DRIVER SCC-240

Ordering code: SCC240XXX (XXX - number of model)

Parameter	Value
Lifetime	50000Hrs@80°C case temperature (Refer to 'Lifetime Curve')
Dimension (LxWxH)	209*66.2*38.5 mm
Weight (Typ.)	1100±100g
Withstand Voltage	I/P-O/P: 3.75kVac, I/P-FG:1.75kVac, O/P-FG:1.5kVac
Isolation Resistance	I/P-O/P, I/P-FG, O/P-FG: 100M Ohms (500VDC / 25°C/ 70% RH)
EMC Emission	FCC Part 15 Class B/ EN55015, EN61000-3-2 Class C, EN61000-3-3
EMC Immunity	EN61000-4-2,3,4,5,6,8,11, EN61547 (Surge: L-N: ±5kV, L,N-FG: ±10kV)
Safety Standard	UL8750, CSA C22.2 No. 250.13-12; ENEC EN61347-1, EN61347-2-13 independent, EN62384; GB19510.1,GB19510.14